

Explore Our World Workbook 6

Series Editors: JoAnn (Jodi) Crandall, Joan Kang Shin

Authors: Ronald Scro, Kate Cory-Wright

Publisher: Sherrise Roehr

Executive Editor: Eugenia Corbo

Senior Acquisitions Editor: Diane Pinkley

Managing Editor: Angel Alonso

Assistant Editor: Lisa DeBenedictis

Project Manager: Maeyee Barrette

Director of Global Marketing: Ian Martin

Product Marketing Manager, Young Learners: Claire Chad

Associate Product Marketing Manager: Dave Spain

Director of Production: Michael Burggren

Content Project Manager: Mark Rzeszutek

Manufacturing Planner: Mary Beth Hennebury

Cover Design: Michael Rosenquest

Interior Design and Composition: PreMedia Global, Inc.

Cover Photo: ©DLILLC/Corbis

Music and Lyrics by Clementown

© 2015 National Geographic Learning, a part of Cengage Learning

ALL RIGHTS RESERVED. No part of this work covered by the copyright herein may be reproduced, transmitted, stored or used in any form or by any means graphic, electronic, or mechanical, including but not limited to photocopying, recording, scanning, digitizing, taping, Web distribution, information networks, or information storage and retrieval systems, except as permitted under Section 107 or 108 of the 1976 United States Copyright Act, without the prior written permission of the publisher.

For permission to use material from this text or product, submit all requests online at cengage.com/permissions. Further permissions questions can be emailed to permissionrequest@cengage.com

Book ISBN: 978-1-305-07886-4

Book + Media ISBN: 978-1-305-08990-7

National Geographic Learning

20 Channel Center Street

Boston, MA 02210

USA

Cengage Learning is a leading provider of customized learning solutions with office locations around the globe, including Singapore, the United Kingdom, Australia, Mexico, Brazil, and Japan. Locate your local office at: international.cengage.com/region

Cengage Learning products are represented in Canada by Nelson Education, Ltd.

Visit National Geographic Learning online at ngl.cengage.com

Visit our corporate website at www.cengage.com

On the Cover

CAPPADOCIA

FAST FACTS

Cappadocia is located in Turkey, and is a World Heritage Site.

Nearly 250,000 people fly in hot air balloons over Cappadocia annually.

The cave homes in Cappadocia are built in landforms known as "hoodoos."



For Workbook Audio go to:

Explore Our World Online

Go to: myNGconnect.com

Click on: FOR STUDENTS

Username: eowstudent6

Password: natgeo

WORKBOOK LEVEL 6



SERIES EDITORS

JoAnn (Jodi) Crandall

Joan Kang Shin

AUTHORS

Ronald Scro

Kate Cory-Wright

Unit 1

Arts Lost and Found

1 Read and write. Choose the word that best describes each list of words.

art community ~~culture~~ language traditions

1. education, laws, music, clothing, beliefs culture
2. Spanish, Arabic, Chinese, Japanese language
3. painting, drawing, coloring art
4. stores, hospitals, schools, sports teams community
5. cooking for holidays, singing songs, telling stories traditions

2 Read and complete the sentences.

future proud share weave

1. I feel good about my family. I am proud of my family.
2. My grandmother taught me how to weave fabric together and make a colorful blanket.
3. I cut my apple in half to give some to my sister. I share my apple with my sister.
4. In the future, I hope my children and grandchildren will continue our family's traditions.

3 Label the pictures. Match the words to each picture.

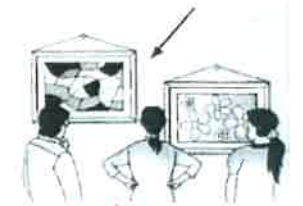
art community share storytelling tourists weave



Community



Storytelling



Art



Share



Weave



Tourists

4 Listen and write. Write the words in the order you hear them. TR: 2

art community ~~culture~~ future
language proud traditions

1. culture
2. language
3. community
4. traditions
5. art
6. proud
7. future

5 What can you say? Use the words to write sentences.

1. future / art I think about the future of art in our country.
2. community / traditions _____
3. storytelling / share _____
4. tourists / weave _____
5. language / culture _____

GRAMMAR

Sharing traditions is fun.

Running is good exercise.

Weaving takes a long time to learn.

Making a paper airplane takes practice.

6 Read. Complete the sentences.

communicate ~~follow~~ keep practice search

1. Following our culture's traditions is very important!
2. Keeping my grandfather's clock made my father happy.
3. Communicating by telephone is harder in another language.
4. Searching for a good song to sing is exciting.
5. Practicing is the best way to learn a new language.

7 What about you? Complete each sentence about you and your friends or family.

1. Drawing _____
2. Eating _____
3. Watching TV _____

8 Complete the story.

making painting storytelling weaving writing

Making things is a proud tradition in my family. We all have our own jobs to do. Weaving is my grandmother's job. She made this blanket for me. Grandpa likes to talk and knows lots of stories. Storytelling is always his job. I'm good with a paintbrush, so painting is what I do. My sister doesn't talk much, but she also likes to make up stories. Writing is her hobby.




9 Read and look. Match each word with a picture.

embroidery
handcrafted
jewelry
pottery
sculpture



Handcrafted

Pottery



Jewelry

Sculpture

Embroidery

10 Read and complete. Use words from Activity 9.

Salma: That ring is so pretty! Is it made of gold?

Aisha: Yes, my uncle made it. He often uses gold to make jewelry.

Salma: Your uncle made it by hand?

Aisha: Yes, this ring is handcrafted by my uncle.

Salma: My uncle is an artist, too! He works with clay.

Aisha: What does he make? Does he make dishes and cups?

Salma: Yes, he makes pottery with clay. One time, he even made an animal sculpture with clay!

Aisha: Oh wow! Does he make dolls, too?

Salma: Yes, and my aunt makes clothes for the dolls. Some have colorful embroidery on them.

Aisha: I'd love to see one of those dolls!

GRAMMAR

Paolo is tired of **weaving** the long tablecloth.
 Susanna thanked her sister for **making** the jewelry.
 You like **speaking** English.
 I remember **cooking** fish with you on our last trip.

11 Look and write. Tell about the pictures.

good-at/hit likes/play enjoys/make
 loves/swim interested in/learn excited about/go



She is good at hitting
 the ball.



She enjoys
 making things
 (jewelry)



She likes
 playing the flute.



He's excited about
 going outside



He's interested
 in learning
 pottery



He loves
 swimming

12 Listen to the song. Use the words in the box to complete the verse. TR: 3

art culture family pride storytelling weaving

What special art does your culture bring to our world?

What special thing does your family bring to our world?

Wearing ? Learn to do it!

Storytelling Learn to tell it!

What brings your culture pride ?



13 Listen again. Check T for True and F for False. TR: 4

- 1. It isn't very important to know your history. (T) (F)
- 2. You don't need to keep your culture strong. (T) (F)
- 3. Culture can bring art to the world. (T) (F)
- 4. You learn to sew to do embroidery. (T) (F)

14 Listen. Circle the letters that make the **ch** sound you hear in change. TR: 5

fuchure watchch sculpture
 whch chapter culture
 chochose cach scratch

15 Write. Write more words that have the **ch** sound.

ex.

Beginning	Middle	End
chair	teacher	match
<u>champion</u>	<u>archery</u>	<u>coach</u>
<u>church</u>	<u>attachment</u>	<u>beach</u>
<u>charge</u>		<u>catch</u>

16 Listen and read. TR: 6

Legong Dance

Legong dance is a cultural tradition in Bali, Indonesia. Only young girls perform this dance. Their costumes are beautiful and colorful! The young dancers move slowly as musicians play drums, flutes, and gongs. The dancers tell a story with their faces, hands, and fingers. Every move has a special meaning.

Legong dance teaches people traditional stories. In one story, a king falls in love with a princess! The dancers perform for an hour. However, the dances are too long for many tourists. Shows for them last only 15 minutes, and they are performed by older dancers. The money from tourists is important because it attracts new dancers to Legong dance.



17 Check T for True and F for False.

1. Legong dance is performed in Indonesia.
2. People of all ages can become Legong dancers.
3. Legong dance teaches modern stories.
4. Tourists like watching long performances of Legong dance.

- | | |
|------------------------------------|------------------------------------|
| <input checked="" type="radio"/> T | <input type="radio"/> F |
| <input type="radio"/> T | <input checked="" type="radio"/> F |
| <input type="radio"/> T | <input checked="" type="radio"/> F |
| <input type="radio"/> T | <input checked="" type="radio"/> F |

18 Complete the chart. Compare the traditional dance to the dance for tourists.

Traditional Legong Dance	Legong Dance for Tourists
The dance is <u>1 hour</u> long.	The dance is <u>15</u> minutes long.
The dancers are <u>young girls</u> .	The dancers are older.
The dance tells <u>a full story</u> .	The dance tells part of a story.

Blog Entries

In a personal blog, you write about your thoughts. You describe what you saw, heard, or felt. A blog sounds like an informal conversation. You can ask your readers to post a response on your blog. You can use expressions like *so cool*, *awesome*, *hated it*, and *laugh out loud (lol)*.

19 Read. What informal expressions does the writer use in her blog? Underline them.

The coolest vacation ever!!!

My family and I went to Machu Picchu in Peru. It was awesome. First, I took a long train ride with my family to Aguas Calientes. From there we took a bus to Machu Picchu. The bus went slowly up the steep mountain. (I'm really glad the bus was slow.) LOL.



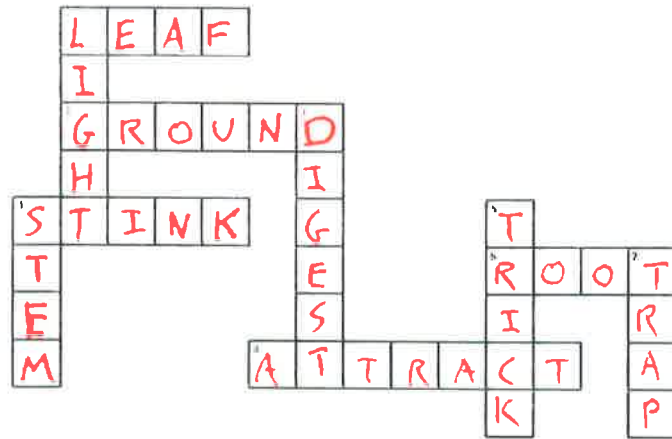
When we arrived, I was excited. It was so cool to see the ruins. My family and I climbed the stairs all the way up to the Sun Gate. It was a steep climb. We stopped to rest a few times because I was incredibly tired. At the top, it was wonderful. We could see everything! I think my photos are fabulous. Tell me what you think.

20 Write in your notebook. Write a blog entry about a family vacation or a special day. Describe your thoughts and feelings.

Unit 2

Amazing Plants!

1 Read and write. Do the puzzle.



- attract root
- digest stem
- ground stink
- leaf trap
- light trick

Across

1. After it turned brown, I picked the biggest leaf off the tree.
2. Plants and trees grow in the ground.
4. to smell bad stink
6. part of a plant that grows down into the ground root
8. to draw interest attract

Down

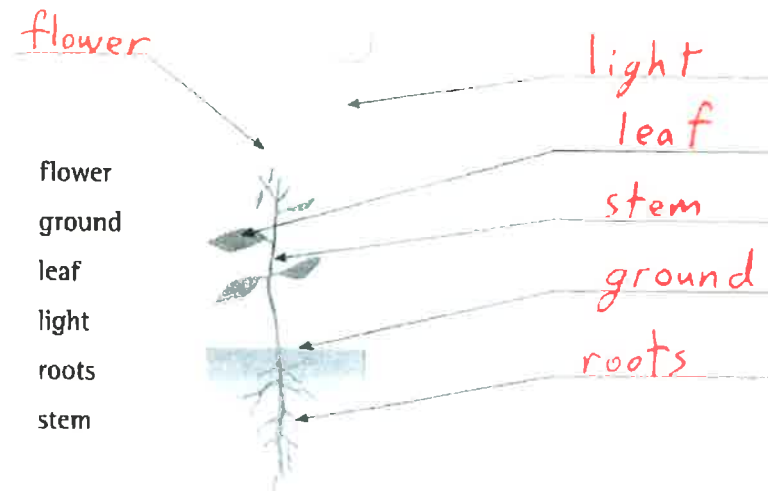
1. Plants need light from the sun to grow.
3. Some plants, like animals, digest meat to get their nutrition.
4. Be careful! The stem of that rose has many sharp thorns.
5. How could that be true? It must be a(n) trick!
7. The scientist tried to trap the animal that escaped.

2 Complete the sentences.

attract stinks trap trick

1. The smell of rotting meat will attract some flies.
2. Some insects look like plants to trick predators.
3. The sticky leaves help that plant to trap small bugs.
4. Animals don't want to eat that plant because it stinks.

3 Label the picture. Match the words to the picture.



4 Complete the sentences. Choose a word pair that correctly completes each sentence.

- leaves / light
- stinks / trick
- attract / trap
- roots / ground

1. Some plants use color to attract insects and then trap them.
2. A plant that stinks like rotting meat can trick flies.
3. The leaves of a plant take in light from the sun.
4. Plants use their roots to get nutrients from the ground.

GRAMMAR

Flies **are tricked** when they smell rotten meat.

The fly **is trapped** on a sticky leaf.

The flowers **are planted** by gardeners.

The berries **were eaten** by the animals.

5 Read. Complete the sentences.

1. Some plants (*cook*) are cooked for food.
2. Flowers and leaves (*eat*) are eaten by different insects.
3. The butterfly (*attract*) is attracted to colorful flowers.
4. The pollen (*carry*) is carried on the legs of insects.

6 Read and complete. Use the words in parentheses to complete the paragraph.

Cacti plants (*find*) are found in the desert.

Water (*store*) is stored in the large stem of

the cactus. Any rainwater that falls (*absorb*) is absorbed in the roots. Cacti

(*grow*) are grown in home gardens and (*plant*) are planted in desert parks.

Cacti have sharp spines. Be careful, don't touch them!



7 Read and write. Rewrite the sentences.

1. The sun fills the room with light.
The room is filled with light _____ from the sun.
2. Leaves cover the stem of the plant.
The stem of the plant is covered with leaves.
3. The smell of the plant attracts bees.
Bees are attracted to the smell of the plant.
4. The leaf traps the insect.
The insect is trapped by the leaf.

8 Read and write.

1. The petals of a daisy are long and flat.
2. The stems of most roses have thorns that hurt.
3. I'm using colorful, dry petals in an art project.
4. One kind of rose has vines that climb.
5. Roses are famous for their smell.

daisy
petals
roses
thorns
vines

9 Listen and answer the questions. TR: 7

1. What kind of rose has small flowers?
Vine rose/A Climbing rose(s) has (have) small flowers.
2. What kind of flower has thorns? Where are the thorns located?
Roses have thorns on their stems.
3. What kind of smell do most roses have?
They have strong sweet smell.
4. Where do daisies come from?
They come from Europe.
5. Where can you find daisies now?
We can find them all over the world.
6. What is the yellow center of the daisy?
Flowers.



a climbing rose



daisies

10 Check T for True and F for False.

1. Daisies don't attract many insects.
2. The center of a daisy is often yellow.
3. Some roses stand up on strong stems.
4. Most roses don't have thorns.

<input type="radio"/> T	<input checked="" type="radio"/> F
<input checked="" type="radio"/> T	<input type="radio"/> F
<input checked="" type="radio"/> T	<input type="radio"/> F
<input type="radio"/> T	<input checked="" type="radio"/> F

GRAMMAR

The Venus flytrap traps insects		land on its leaf.
A rose has thorns		can hurt you.
The stink lily attracts flies	that	smell rotting meat.
A tree has roots		grow under the ground.

11 Listen and match. TR: 8

- | | | |
|------------------------|------------------|------------------------------|
| 1. I see some trees | _____ | a. that grow in a garden. |
| 2. I see some roses | _____ | b. that stand up in the sun. |
| 3. I see some daisies | _____ | c. that live under a tree. |
| 4. I see some leaves | _____ | d. that live in the ground! |
| 5. I see some flowers | _____ | e. that fall on the ground. |
| 6. I can't see insects | _____ | f. that move in the wind. |

12 Write sentences. Make two sentences into one sentence.

1. Plants grow in soil. Soil is found on the ground.

Plants grow in soil that is found on the ground.

2. Some plants digest flies. Flies are trapped on the leaves of some plants.

Some plants digest flies that are trapped on the leaves of some plants.

3. Most roses have strong stems. Most rose stems are covered with thorns.

Most roses have strong stems that are covered with thorns.

4. Some plants have a stink. A stink attracts flies.

Some plants have a stink that attracts flies.

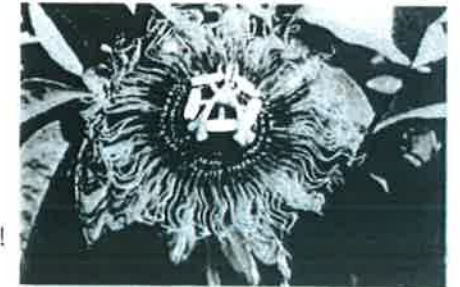
5. Some roses grow on vines. Vines climb up trees.

Some roses grown on vines that climb up trees.

13 Listen to the song. Complete each line to finish the song. TR: 9

grow root smell stem surprise survive sweet tricks

Some plants play tricks with our eyes.
They're made to give us a surprise
A plant is designed to survive
To make new seeds, to grow and thrive.



Leaf and stem and flower and root!
The sweet, delicious smell of fruit
is here and there and everywhere!
Plants are all around.

14 Listen to the song again. Check T for True and F for False. TR: 10

1. Trees are some of the oldest plants on Earth. T F
2. Only big plants are designed to survive. T F
3. The bright colors of plants attract bees. T F
4. Plants come in every shape and size. T F

15 Listen. Write the missing letters to make a sound like **al** in animal. TR: 11

- | | |
|-------------------|----------------------|
| 1. anim <u>al</u> | 6. pet <u>al</u> |
| 2. jung <u>le</u> | 7. classic <u>al</u> |
| 3. foss <u>il</u> | 8. beautif <u>ul</u> |
| 4. turt <u>le</u> | 9. terrib <u>le</u> |
| 5. litt <u>le</u> | 10. hospit <u>al</u> |