

Workbook Answer Key

Unit 1 Let's Talk, pages 2–3.

A. Read and write.

Students read the conversation and fill in the blanks.

Answers

- Jenny: I think so.
- Jenny: We don't have enough.
- Kate: How many do we need?
Kate: See you soon!

B. Match and write.

Students match the pictures to the phrases and write the missing words.

Answers

- picture of watermelon – pieces of watermelon
- picture of water bottle – a bottle of water
- picture of soda bottles – bottles of soda
- picture of potato chips – a bag of potato chips
- picture of beans – cans of beans
- picture of pizza – a piece of pizza
- picture of pretzels – bags of pretzels
- picture of tomatoes – a can of tomatoes

C. Look at B. Answer the question.

Students fill in the blanks with phrases from exercise B.

Answers

- There are two pieces of watermelon.
- There is one bottle of water.
- There are three bottles of soda.
- There is one bag of potato chips.
- There are four cans of beans.
- There is one slice of pizza.
- There are two bags of pretzels.
- There is one can of tomatoes.

Unit 1 Let's Learn, pages 4–5.

A. Look and write.

Students label the pictures.

Answers

- a lot of nuts
- a few nuts
- a lot of cherries
- a few cherries
- a lot of blueberries
- a few blueberries
- a lot of cupcakes
- a few cupcakes

B. Look, read, and check.

Students check the correct answer.

Answers

- Yes, there are.
- No, there aren't.
- No, there aren't.
- Yes, there are.

C. Look, read, and circle.

Students circle the correct answer.

Answers

- a few 2. a lot of
- a lot of 4. a lot of

D. Write the questions and answers.

Students look at the pictures and write the questions and the answers.

Answers

- There are a few cherries.
- There are a lot of blueberries.
- There are a few bottles.
- There are a few cookies.
- How many bags of chips are there?
- How many hot dogs are there?

Unit 1 Let's Learn More, pages 6–7.

A. Match.

Students draw a line to match the sentences to the pictures.

Answers

- connect to picture of pudding
- connect to picture of lemonade
- connect to picture of cheese
- connect to picture of pie
- connect to picture of popcorn
- connect to picture of water

B. Look and write.

Students write the missing words.

Answers

- There is a little pie.
- There is a lot of fruit.

C. Write the questions and answers.

Students look at the pictures and write the questions and answers.

Answers

- How much fruit is there?
There is a lot of fruit.
- How many pretzels are there?
There are a few pretzels.
- How much water is there?
There is a lot of water.
- How much popcorn is there?
There is a little popcorn.
- How many nuts are there?
There are a few nuts.
- How many potato chips are there?
There are a lot of potato chips.

Unit 1 Let's Read, pages 8–9.

A. Read.

Students read the text.

B. Answer the questions.

Students answer questions about the text by writing complete sentences.

Answers

Answers will vary. Some examples include:

- The Apatosaurus was bigger.
- Scientists think the Tyrannosaurus could jump.
- The Apatosaurus ate leaves from plants and trees.
- The Tyrannosaurus ate meat.

C. Read and number the pictures.

Students read each sentence and then number the box of the related picture.

Answers

2, 4, 1, 3

D. What about you? Write.

Students write sentences to answer questions about themselves.

Answers

Answers will vary.

Unit 2 Let's Talk, pages 10–11.

A. Read and check.

Students check the correct answer.

Answers

1. Check bottom picture.
2. Check top picture.
3. Check bottom picture.

B. Look and write.

Students use the sentences in the box to fill in the blanks.

Answers

1. Yes, I'm sure.
2. No, I'm not sure.

C. Complete the questions and answers.

Students use the information under the pictures to complete the questions and answers at the bottom of the page.

Answers

1. Is a skunk as fast as a squirrel? No, it isn't. It's slower.
2. Is a cheetah as fast as a wolf? No, it isn't. It's faster.
3. Is a polar bear as fast as a rhinoceros? Yes, it is.
4. Is a gazelle as fast as a zebra? No, it isn't. It's faster.
5. Is a squirrel as fast as a wolf? No, it isn't. It's slower.

Unit 2 Let's Learn, pages 12–13.

A. Write the questions and answers.

Students write the questions and answers in complete sentences.

Answers

1. Which one is larger?
The elephant is larger.
2. Which one is faster?
The airplane is faster.
3. Which one is slower?
The turtle is slower.
4. Which one is smaller?
The skunk is smaller.
5. Which one is slower?
The zebra is slower.
6. Which one is faster?
The bicycle is faster.

B. Look and write.

Students write the answers to the questions in complete sentences.

Answers

1. The airplane is the fastest.
2. The airplane is the largest.
3. The bicycle is the slowest.
4. The bicycle is the smallest.

C. Unscramble, write, and match.

Students unscramble the questions and match the questions to the pictures.

Answers

1. Which one is the slowest? – picture of turtle
2. Which one is the smallest? – picture of squirrel
3. Which one is the fastest? – picture of wolf
4. Which one is the largest? – picture of rhinoceros

Unit 2 Let's Learn More, pages 14–15.

A. Unscramble and write.

Students unscramble the words.

Answers

1. delicious
2. graceful
3. expensive
4. colorful

B. Write the questions and answers.

Students look at the pictures and write the questions and answers.

Answers

1. Which one is more delicious?
The cake is more delicious.
2. Which one is less delicious?
The cake is less delicious.
3. Which one is more delicious?
The cupcake is more delicious.
4. Which one is less delicious?
The cake is less delicious.

C. Unscramble and write.

Students unscramble the sentences.

Answers

1. The turtle is the least expensive.
2. The bird is the most colorful.
3. The cat is the most graceful.

D. Answer the questions.

Students answer the questions.

Answers

1. The bird is the most colorful.
Yes, it is.
2. The frog is the least graceful.
No, it isn't.

Unit 2 Let's Read, pages 16–17.

A. Read.

Students read the text.

B. Answer the questions.

Students answer questions about the text in complete sentences.

Answers

Answers will vary. Some examples include:

1. A gazelle is faster than a polar bear.
2. Large animals are heavy.
3. Small animals usually have short legs.
4. The cheetah is the fastest animal because it's big, strong, and light.

C. Check the correct answer.

Students check the correct answer.

Answers

1. A
2. A
3. B

D. What about you? Write.

Students write sentences to answer questions about themselves.

Answers

Answers will vary.

Units 1 and 2 Let's Review, pages 18–19.

A. Read and match.

Students draw a line to match the sentences to the responses.

Answers

1. Are there enough? – I don't think so.
2. Are you sure? – Yes, I'm sure.
3. A cat is as fast as a polar bear. – I didn't know that.
4. We don't have enough. – Are you sure? There are three bags.

B. Write the questions and answers.

Students write the questions and answers in complete sentences.

Answers

1. How much cheese is there?
2. How many sandwiches are there?
3. There are a lot of cupcakes.
4. There's a little lemonade.

C. Check the correct answer.

Students check the correct answer.

Answers

1. The turtle is slower.
2. The elephant is the largest.

D. Read and match.

Students match the text to the pictures.

Answers

1. connect to picture of single panda eating bamboo
2. connect to picture of two newborn pandas
3. connect to picture of three playing baby pandas

E. True or false? Check the answer.

Students read the statements and check *True* or *False*.

Answers

1. True
2. True
3. False
4. False
5. True

Unit 3 Let's Talk, pages 20–21.

A. Read and write.

Students read the conversation and fill in the blanks.

Answers

1. How was your weekend?
It was great. How was yours?
It was pretty good.
2. What did you do?
My brother and I went for a bike ride.
That sounds like fun.
3. What did you do on the weekend?
I went shopping and bought this new bike.
Wow! I like it.
Thanks.

B. Read and write.

Students use the sentences in the box to fill in the blanks.

Answers

1. Wow! I like it.
2. It was great!
3. That sounds like fun.
4. Thanks!

C. Look, read, and write.

Students look at the pictures and fill in the blanks.

Answers

1. What did he do last weekend? He went skating.
2. What did they do last weekend?
They went for a swim.
3. What did they do last weekend?
They went bowling.
4. What did she do last weekend?
She went shopping.

D. What about you? Write.

Students write a sentence to answer a question about themselves.

Answers

Answers will vary.

Unit 3 Let's Learn, pages 22–23.

A. Unscramble, write, and match.

Students unscramble the words and phrases and match them to the pictures.

Answers

1. hiking – picture of boy hiking
2. taking pictures – picture of girl taking pictures
3. skateboarding – picture of boy skateboarding
4. playing volleyball – picture of boy playing volleyball
5. running – picture of girl running
6. walking the dogs – picture of girl walking the dogs

B. Look, read, and check.

Students use the pictures to check the correct answers.

Answers

1. She was walking the dogs.
2. He was skateboarding.

C. Write the questions and answers.

Students write the questions and answers in complete sentences.

Answers

1. What was he doing yesterday?
He was walking the dogs.
2. What were they doing yesterday?
They were skateboarding.
3. What was she doing yesterday?
She was playing volleyball.
4. What was she doing yesterday?
She was taking pictures.
5. What were they doing yesterday?
They were running.
6. What were they doing yesterday?
They were hiking.

Unit 3 Let's Learn More, pages 24–25.

A. Match

Students match the verbs to the pictures and then to the nouns.

Answers

1. buying – picture of sneakers – sneakers
2. watching – picture of DVDs – DVDs
3. playing – picture of baseball – catch

- borrowing – picture of books – books
- mailing – picture of package – a package
- surfing – picture of computer – the Internet

B. Look at A. Write the words.

Students use exercise A to write the complete phrases.

Answers

- buying sneakers
- watching DVDs
- playing catch
- borrowing books
- mailing a package
- surfing the Internet

C. Write the questions and answers.

Students use the phrases in the box to fill in the blanks.

Answers

- Where was he this afternoon? He was at the mall.
- Where were they this afternoon? They were at home.
- Where were they this afternoon? They were at the post office.
- Where was she this afternoon? She was at the library.

D. Look at C. Answer the questions.

Students use the pictures from exercise C to answer the questions.

Answers

- He was buying sneakers at the mall.
- They were playing catch at home.
- They were mailing a package at the post office.
- She was borrowing books at the library.

Unit 3 Let's Read, pages 26–27.

A. Read.

Students read the text.

B. Answer the questions.

Students write sentences to answer questions about the text.

Answers

Answers will vary. Some examples include:

- A strawberry has more than 200 seeds.
- Stacy went to the farmers' market last weekend.
- Star was making strawberry cake.
- Stacy is going to make strawberry jam.

C. Check the correct answer.

Students check the correct answer.

Answers

- A
- A
- B

D. What about you? Write.

Students write sentences to answer questions about themselves.

Answers

Answers will vary.

Unit 4 Let's Talk, pages 28–29.

A. Unscramble and write.

Students unscramble the sentences.

Answers

- Wait a minute.
- I think I forgot to do something.
- Did you put on sunscreen?
- Did you turn the radio off?
- I forgot to take my watch off.

B. Match.

Students draw lines to match the phrases to the pictures.

Answers

- connect to picture of girl turning in her homework
- connect to picture of girl turning up the heat
- connect to picture of music player
- connect to picture of radio

C. Answer the questions.

Students answer the questions.

Answers

- Yes, I cleaned it up.
- No, I didn't take it off.
- Yes, I turned it on.
- No, I didn't put it on.

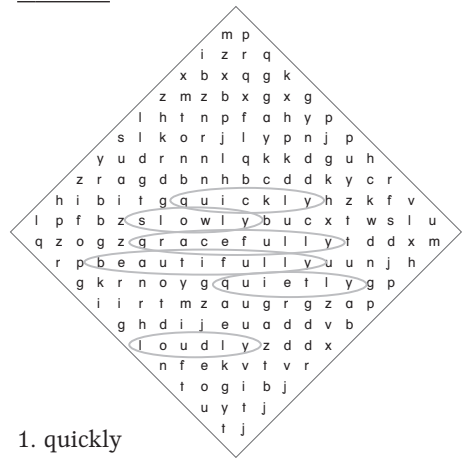
Unit 4 Let's Learn, pages 30–31.

A. Find and circle the words.

Then write.

Students circle the words in the puzzle and write them.

Answers



- quickly
- slowly
- loudly
- quietly
- beautifully
- gracefully

B. Look, read, and circle.

Students use the pictures to circle the correct words.

Answers

- loudly
- slowly
- beautifully

C. Look at the chart. Answer the questions.

Students use the pictures to answer the questions in complete sentences.

Answers

1. Yes, he does.
No, he doesn't.
No, he doesn't.
2. No, he doesn't.
Yes, he does.
Yes, he does.

D. Look at C. Write questions about Liz.

Students use the pictures in exercise C to write questions.

Answers

1. Does she walk slowly?
2. Does she speak quietly?
3. Does she dance gracefully?

Unit 4 Let's Learn More, pages 32–33.

A. Unscramble and write.

Students unscramble the words and write the phrases.

Answers

1. sew
2. cook
3. bake
4. play the guitar
5. speak English
6. ride a unicycle

B. Unscramble and write.

Students unscramble the sentences.

Answers

1. He bakes very well.
2. She cooks very well.
3. She sews very well.
4. He plays the guitar very well.

C. Look and write.

Students use the words in the box to write sentences about the picture.

1. He walks quickly.
2. He speaks loudly.
3. He plays beautifully.
4. She dances gracefully.
5. She cooks well.

D. Read and draw.

Students draw pictures of the two actions in the sentences.

Answers

Individual pictures will vary.

Unit 4 Let's Read, pages 34–35.

A. Read.

Students read the text.

B. Answer the questions.

Students write sentences to answer questions about the text.

Answers

Answers will vary. Some examples include:

1. Walt feeds the fish every day.
2. The goldfish swim quickly.
3. Harold does his job very well.
4. Goldfish are fine in the cold water.

C. Check the correct answer.

Students check the correct answer.

Answers

1. B
2. B
3. A

D. What about you? Write.

Students write sentences to answer questions about themselves.

Answers

Answers will vary.

Units 3 and 4 Let's Review, pages 36–37.

A. Look and write.

Students look at the pictures and write the answers to the questions.

Answers

1. Yes, I turned it down.
2. No, I didn't turn it on.
3. No, I didn't clean it up.
4. Yes, I turned it up.

B. Write the questions and answers.

Students use the pictures and the phrases in the box to write the questions and answers.

Answers

1. Did you put on sunscreen?
No, I didn't.
2. Did he play very well? Yes, he did.
3. Did she ride slowly? No, she didn't.
4. Did he eat quickly? Yes, he did.

C. Read and write. Number the pictures.

Students read the text, fill in the blanks, and number each picture with the number of the matching sentence.

Answers

Words

1. diving
3. Dolphins
4. reef, underwater

Pictures (top to bottom): 3, 4, 2, 1

D. True or False? Check the answer.

Students read the statements and check *True* or *False*.

Answers

1. True
2. True
3. False
4. False
5. True

Unit 5 Let's Talk, pages 38–39.

A. Look and number.

Students look at the picture and number the conversation sentences in order.

Answers

1. What do you want to be when you grow up?
2. I want to be a tennis player.
3. Good idea! You play tennis very well.
4. What about me? What do you think I'll be?
5. Hmm. Maybe you'll be an engineer.
6. Really? I don't think so. I hate math.

- I think I'll be a designer.
- You're probably right. You're good at drawing.

B. Look and write.

Students look at the clues to complete the crossword puzzle.

Answers

- | Across | Down |
|---------------------|-------------------|
| 1. flight attendant | 3. movie director |
| 2. hair stylist | 4. tennis player |
| | 5. designer |
| | 6. surgeon |

Unit 5 Let's Learn, pages 40–41.

A. Look at the charts. Answer the questions.

Students use the chart to answer the questions at the bottom of the page.

Answers

- Yes, he will.
- No, she won't.
- Yes, she will.
- Yes, she will.
- Yes, he will.
- No, he won't.
- No, he won't.
- No, she won't.

B. Look and check. What will they probably do next?

Students check the correct answer.

Answers

- A
- A
- B
- B

C. Look at B. Write questions and answers.

Students look at the pictures in exercise B to write the questions and answers.

Answers

- What will they do next?
They'll probably do the laundry.
- What will he do next?
He'll probably make the bed.
- What will she do next?
She'll probably wash the car.
- What will she do next?
She'll probably dust the furniture.

Unit 5 Let's Learn More, pages 42–43.

A. Look and write. What will they do after class?

Students use the phrases in the box to fill in the blanks.

Answers

- I think I'll go fishing after class.
- I think I'll go to sleep after class.
- I think I'll go bowling after class.
- I think I'll do homework after class.
- I think I'll wash the dishes after class.
- I think I'll go swimming after class.

B. Look, read, and circle. Check True or False.

Students look at the pictures, circle the correct word in the sentence, and check *True or False*.

Answers

- She'll – True
- They'll – False
- He – True
- He'll – True
- She – True
- They – False

C. What will you probably do next weekend? Write.

Students write a sentence to answer a question about themselves.

Answer

Answers will vary.

Unit 5 Let's Read, pages 44–45.

A. Read.

Students read the text.

B. Answer the questions.

Students write sentences to answer questions about the text.

Answers

Answers will vary. Some examples include:

- Rob is at an elephant park.
- The baby elephant ate bananas.

- Rob will probably wash the elephants tomorrow.
- Rob thinks he'll write books about elephants when he grows up.

C. Check the correct answer.

Students check the correct answer.

Answers

- A
- B
- B

D. What about you? Write.

Students write sentences to answer questions about themselves.

Answers

Answers will vary.

Unit 6 Let's Talk, pages 46–47.

A. Look, read, and check.

Students read the text and check the correct picture.

Answers

- second picture
- first picture
- second picture

B. Read and circle.

Students circle the correct answer.

Answers

- b
- b
- a

C. Look, read, and write.

Students use the pictures and the words in the box to write the questions and answers in complete sentences.

Answers

- Why do you like summer?
I like summer because I like going to the beach.
- Why do you like fall?
I like fall because I like picking apples.
- Why do you like spring?
I like spring because I like planting flowers.
- Why do you like winter?
I like winter because I like skiing.

D. What about you? Write.

Students write sentences to answer questions about themselves.

Answers

Answers will vary.

Unit 6 Let's Learn, pages 48–49.

A. Match.

Students match the pictures of objects to the phrases to the pictures of actions.

Answers

1. picture of backpack – went backpacking – picture of backpacking
2. picture of rake – raked leaves – picture of raking
3. picture of sled – went sledding – picture of sledding
4. picture of basket – had a picnic – picture of girl with picnic basket
5. picture of flowers – picked flowers – picture of boy with flowers
6. picture of bucket – built a sandcastle – picture of building a sandcastle

B. Look at the chart. Complete the questions and answers.

Students look at the chart and fill in the blanks in the sentences.

Answers

1. They had a snowball fight, and they went sledding.
2. He picked flowers, and he had a picnic.
3. What did June do last weekend? She went backpacking, and she raked leaves.
4. What did Debbie and Marie do last weekend? They went swimming, and they built a sandcastle.

C. What about you? Write.

Students write sentences to answer questions about themselves.

Answers


Answers will vary.

Unit 6 Let's Learn More, pages 50–51.

A. Find and circle the words.

Then write.

Students circle the words in the puzzle and write them.



Answers

1. go trekking
2. go horseback riding
3. go rafting
4. go snowboarding
5. go scuba diving
6. go to a baseball game
7. go surfing
8. go to a water park

B. What about you? Write.

Students write sentences to answer questions about themselves.

Answers

Answers will vary.

C. Answer the questions. Then draw.

Students write sentences to answer questions and then draw pictures.

Answers

Answers will vary. Some examples include:

1. He went apple picking. He'll probably go trekking.
2. She went ice skating. She'll probably have a snowball fight.
3. They went horseback riding. They'll probably have a picnic.
4. He went waterskiing. He'll probably build a sandcastle.

Unit 6 Let's Read, pages 52–53.

A. Read.

Students read the text.

B. Answer the questions.

Students write sentences to answer questions about the text.

Answers

Answers will vary. Some examples include:

1. New butterflies can't fly because their wings are wet.
2. Some butterflies fly south before winter.
3. Butterflies drink from flowers.
4. The spots protect the butterflies from other animals.

C. Check the correct answer.

Students check the correct answer.

Answers

1. B
2. A
3. B

D. What about you? Write.

Students write sentences to answer questions about themselves.

Answers

Answers will vary.

Units 5 and 6 Let's Review, pages 54–55.

A. Complete the questions and answers.

Students write the questions and answers.

Answers

1. I think I'll be a tennis player.
2. What do you think you'll be?
3. Why do you like winter?
4. Because I like flying kites.

B. What about you? Write.

Students write sentences to answer questions about themselves.

Answers

Answers will vary.

C. Look. Complete the questions and answers.

Students use the pictures to write the questions and answers.

Answers

1. What did she do last winter?
She went skiing.
What will she do next winter?
She'll probably go ice skating.
2. What did they do last summer?
They went trekking.
What will they do next summer?
They'll probably go camping.

D. Read and write.

Students read the text and fill in the blanks with the words in the box.

Answers

We're not at the top of Mt. Everest because only mountain climbers can go there. But we can see the top!

We stayed with a host family in a small village last night. Everyone was very friendly. We ate curry and bread for dinner. It was delicious.

Summer is trekking season. It's too cold in the winter. Tomorrow, our guides will take us to the Everest Base Camp. We'll be at the top of the world!

E. Write the answers.

Students write sentences to answer the questions about the text.

Answers

Answers will vary. Some examples include:

1. Only mountain climbers can go to the top.
2. They stayed with a host family in a small village last night.
3. It's too cold in the winter.
4. Their guide will take them to the Everest Base Camp.

Unit 7 Let's Talk, pages 56–57.

A. Read and match.

Students draw lines to match the sentences to the responses.

Answers

1. I'm baking cookies.
2. Almost.
3. What happened?

4. Sure.
5. It tastes great!

B. Unscramble and write.

Students unscramble the words and then write them.

Answers

1. Touch the pillow. It feels soft.
2. Listen to the music. It sounds wonderful.
3. Smell the flower. It smells good.
4. Taste the strawberry. It tastes sweet.
5. Look at the butterfly. It looks beautiful.

C. Look and write.

Students use the words in the box to label the pictures.

Answers

1. touch
2. look
3. listen
4. smell

Unit 7 Let's Learn, pages 58–59.

A. Unscramble and write. Then label.

Students unscramble the words to label the pictures.

Answers

1. bad
good
smells
2. awful
wonderful
sounds
3. ugly
beautiful
looks

B. Look at A. Write.

Students use the information in exercise A to fill in the blanks.

Answers

1. The skunk smells bad.
2. The flower smells good.
3. The music sounds awful.
4. The music sounds wonderful.
5. The house looks ugly.
6. The house looks beautiful.

C. Write the questions and answers.

Students write the questions and answers in the blanks.

Answers

1. How does the music sound?
It sounds awful.
2. How does the sunset look?
It looks beautiful.
3. How does the soap smell?
It smells good.
4. How does the flower smell?
It smells good.
5. How does the garbage smell?
It smells bad.
6. How does the rainbow look?
It looks beautiful.

D. What about you? Write.

Students write sentences to answer questions about themselves.

Answers

Answers will vary.

Unit 7 Let's Learn More, pages 60–61.

A. Write the words.

Students write the words in the box in the correct column.

Answers

Feels	Tastes
hard	salty
<u>rough</u>	<u>sour</u>
<u>smooth</u>	<u>bitter</u>
<u>soft</u>	<u>sweet</u>

B. Look at the pictures. Write sentences. Use the words in A.

Students use the words in exercise A to write the sentences.

Answers

1. The dark chocolate tastes bitter.
2. The lemon tastes sour.
3. The mirror feels smooth.
4. The candy tastes sweet.
5. The stuffed toy feels soft.

C. Answer the questions.

Students look at the pictures and write the answers.

Answers

1. It smells bad.
2. It feels soft.
3. It sounds awful.
4. It looks beautiful.
5. It tastes salty.
6. It tastes sweet.

Unit 7 Let's Read, pages 62–63.

A. Read.

Students read the text.

B. Answer the questions.

Students write sentences to answer questions about the text.

Answers

1. Ice cream tastes sweet.
2. Roses smell wonderful.
3. It looks like a duck.
4. It will look like you are pinching the moon.

C. Read and number the pictures.

Students number the pictures with the number for the related sentence.

Answers

1. picture of boy drawing a rabbit
2. picture of girl taking a picture of her friend
3. picture of boy eating ice cream
4. picture of girl pinching the moon

D. What about you? Write.

Students write sentences to answer questions about themselves.

Answers

Answers will vary.

Unit 8 Let's Talk, pages 64–65.

A. Look and number

Students number the sentences in order.

Answers

1. 4 2 1 3
2. 2 1 4 3
3. 1 3 2 4

B. Match.

Students draw a line to match the pictures to the words.

Answers

1. Egypt 2. France
3. China 4. Hawaii
5. Nepal

C. Look. Complete the questions and answers.

Students use the picture to write the questions and answers.

Answers


1. Have you ever been to Hawaii?
No, I haven't.
2. Have you ever been to France?
Yes, I have.
3. Have you ever been to China?
Yes, I have.
4. Have you ever been to Egypt?
No, I haven't.
5. Have you ever been to Nepal?
Yes, I have.

Unit 8 Let's Learn, pages 66–67.

A. Find and circle the words.

Students circle the words in the puzzle.

Answers



B. What about you? Write.

Students write sentences to answer questions about themselves.

Answers

Answers will vary.

C. Look. Complete the questions and answers.

Students use the pictures to write the questions and answers.

Answers

1. Have you ever eaten sushi?
Yes, I have.
I've eaten sushi.
2. Have you ever eaten tofu?
No, I haven't.
I've never eaten tofu.
3. Have you ever eaten kimchi?
Yes, I have.
I've eaten kimchi.
4. Have you ever eaten crepes?
No, I haven't.
I've never eaten crepes.
5. Have you ever eaten ravioli?
Yes, I have.
I've eaten ravioli.
6. Have you ever eaten tacos?
No, I haven't.
I've never eaten tacos.

Unit 8 Let's Learn More, pages 68–69.

A. Look and number.

Students number the animals.

Answers

- 3 4 5
- 8 6 1
- 7 2

B. What about you? Write.

Students write sentences to answer questions about themselves.

Answers

Answers will vary.

C. Look at the chart. Complete the questions and answers.

Students use the chart to write questions and answers.

Answers

1. Has she ever seen a kangaroo?
Yes, she has.
2. Has he ever seen a kangaroo?
No, he hasn't.
3. Has she ever eaten potato salad?
Yes, she has.
4. Has he ever been to the Great Barrier Reef?
No, he hasn't.

5. Has he ever been to Hawaii?
Yes, he has.
6. Has she ever eaten fried noodles?
Yes, she has.
7. Has she ever seen a llama?
No, she hasn't.

Unit 8 Let's Read, pages 70–71.

A. Read.

Students read the text.

B. Answer the questions.

Students write sentences to answer questions about the text.

Answers

Answers will vary. Some examples include:

1. Ostriches can't play hopscotch.
2. Ostriches can jump. Ostriches can run faster than any other birds.
3. An ostrich egg is heavier than a chicken egg.
4. Ostriches eat plants and seeds. Sometimes they eat insects.

C. Check the correct answer.

Students check the correct answer.

Answers

1. A
2. A
3. B

D. What about you? Write.

Students write sentences to answer questions about themselves.

Answers

Answers will vary.

Units 7 and 8 Let's Review, pages 72–73.

A. Unscramble and write.

Students unscramble the sentences.

Answers

1. The dark chocolate tastes bitter.
2. Does it feel rough or smooth?
3. Smell the flower. It smells good.
4. Has he ever eaten tofu?

B. What about you? Complete the questions and answers.

Students write questions and answers about themselves.

Answers

Answers will vary. Some examples include:

1. Have you ever been to the Grand Canyon?
Yes, I have.
2. Have you ever been to Australia?
No, I haven't.
3. Have you ever eaten potato salad?
Yes, I have.
4. Have you ever seen a kangaroo?
No, I haven't.
5. Have you ever eaten ravioli?
Yes, I have.
6. Have you ever seen a skunk?
No, I haven't.

C. Read. Put the story in order.

Students number the paragraphs in the correct order.

Answers

- 4, 3, 1, 2

D. Read the story again. Number the pictures.

Students number the pictures in order to match the story.

Answers

- 4, 3, 1, 2

E. Read and check.

Students check the correct answer.

Answers

1. They went rafting.
2. sleep outside
3. the river

Extra Practice Let's Eat! page 74.

A. Look and write the questions and answers.

Students use the picture to write the questions and answers.

Answers

1. How much pizza is there?
There is a lot.
2. How many sandwiches are there?
There are a lot.

3. Are there a lot of pretzels?
Yes, there are.
4. How many pieces of watermelon are there?
There are a lot.
5. Is there a lot of water?
Yes, there is.
6. Are there a lot of cookies?
No, there aren't.
7. (Answers will vary.)
How many hamburgers are there?
There are a few.

Extra Practice Which Pet? page 75.

A. Complete the sentences.

Students complete the sentences using the words in the box.

Answers

Answers will vary. Some examples include:

1. The bird is less graceful than the cat.
2. The cat is less colorful than the bird.
3. The cat is less expensive than the bird.
4. The bird is more beautiful than the cat.

B. What about you? Write.

Students fill in the blanks with their own preferences.

Answers

Answers will vary.

Extra Practice What Did You Do? page 76.

A. Read and number the pictures.

Students read the text and number the matching picture.

Answers

- 4, 3, 1, 2

B. Complete the conversation.

Students fill in the blanks.

Answers

1. Hi Sue. Where were you yesterday?
2. I was at the library.
3. Really? I was at the library, too.
4. What were you doing?
5. I was studying. What were you doing?
6. I was borrowing books.

Extra Practice Activities, page 77.

A. Look at the chart. Write the questions and answers.

Students use the chart to write
questions and answers.

Answers

1. Did Rick speak quietly?
No, he didn't. He spoke very loudly.
2. Did he speak loudly?
Yes, he did. He spoke very loudly.
3. Did Liz paint well?
Yes, she did. She painted very well.
4. Did Rick walk slowly?
No, he didn't. He walked quickly.
5. Did Rick dance well?
Yes, he did. He danced very well.
6. Did Liz speak loudly?
No, she didn't. She spoke very
quietly.
7. (Answers will vary.)
Did Liz dance gracefully?
Yes, she did. She danced gracefully.

Extra Practice My Future, page 78.

A. Read.

Students read the text.

B. What about you? Write.

Students write a paragraph about their
own futures.

Answers

Answers will vary.

Extra Practice My Favorite Season, page 79.

A. Read. Write the seasons.

Students use the information to fill in
the blanks.

Answers

1. summer
2. spring
3. winter
4. fall

B. What about you? Write.

Students write about themselves.

Answers

Answers will vary.

Extra Practice Tacos and Crocodiles, page 80.

A. Read.

Students read the text.

B. Answer the questions.

Students use the text in exercise A to
answer the questions.

Answers

1. Yes, she has.
2. No, he hasn't.
3. No, he hasn't.
4. Yes, she has.

C. What about you? Write.

Students write sentences to answer
questions about themselves.

Answers

Answers will vary.